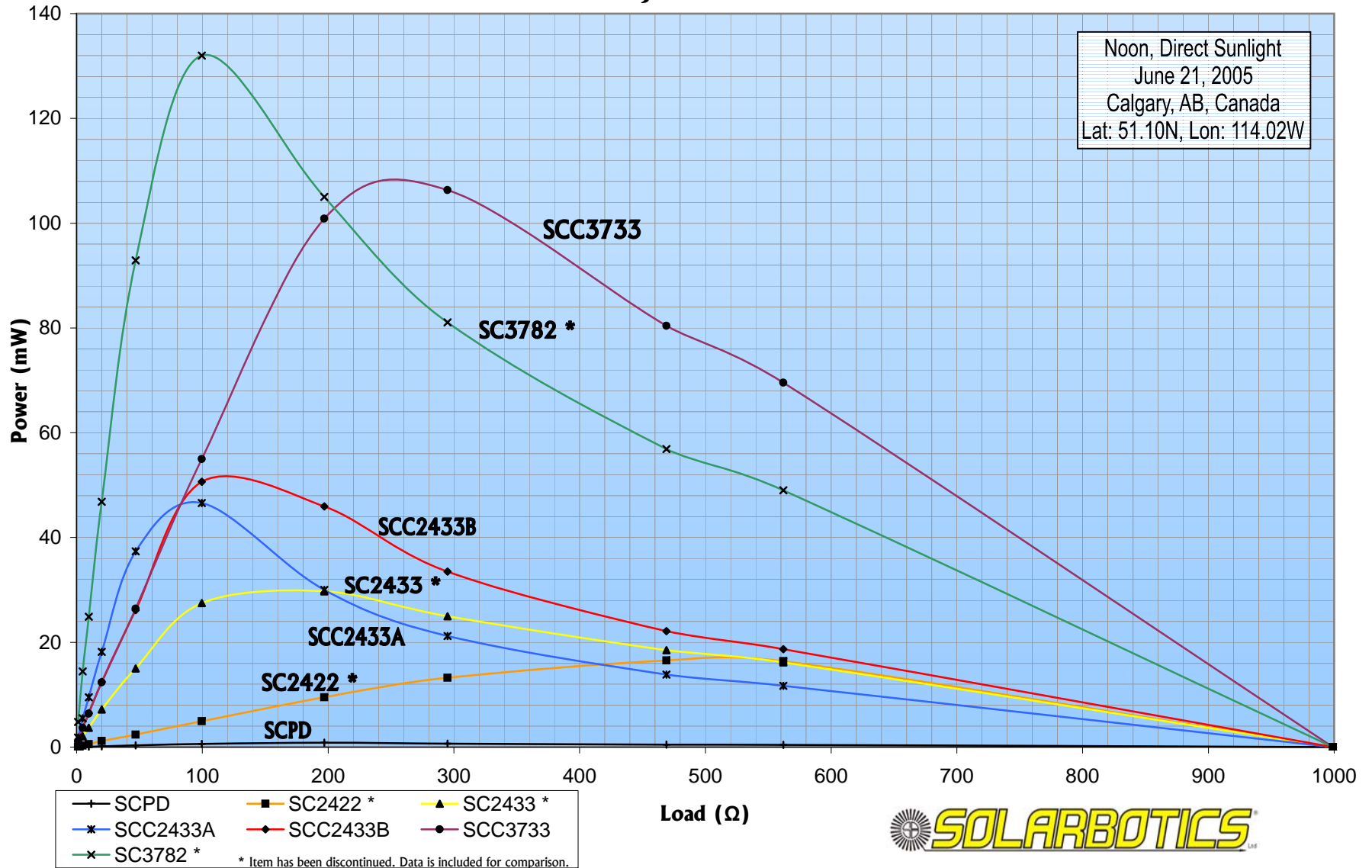
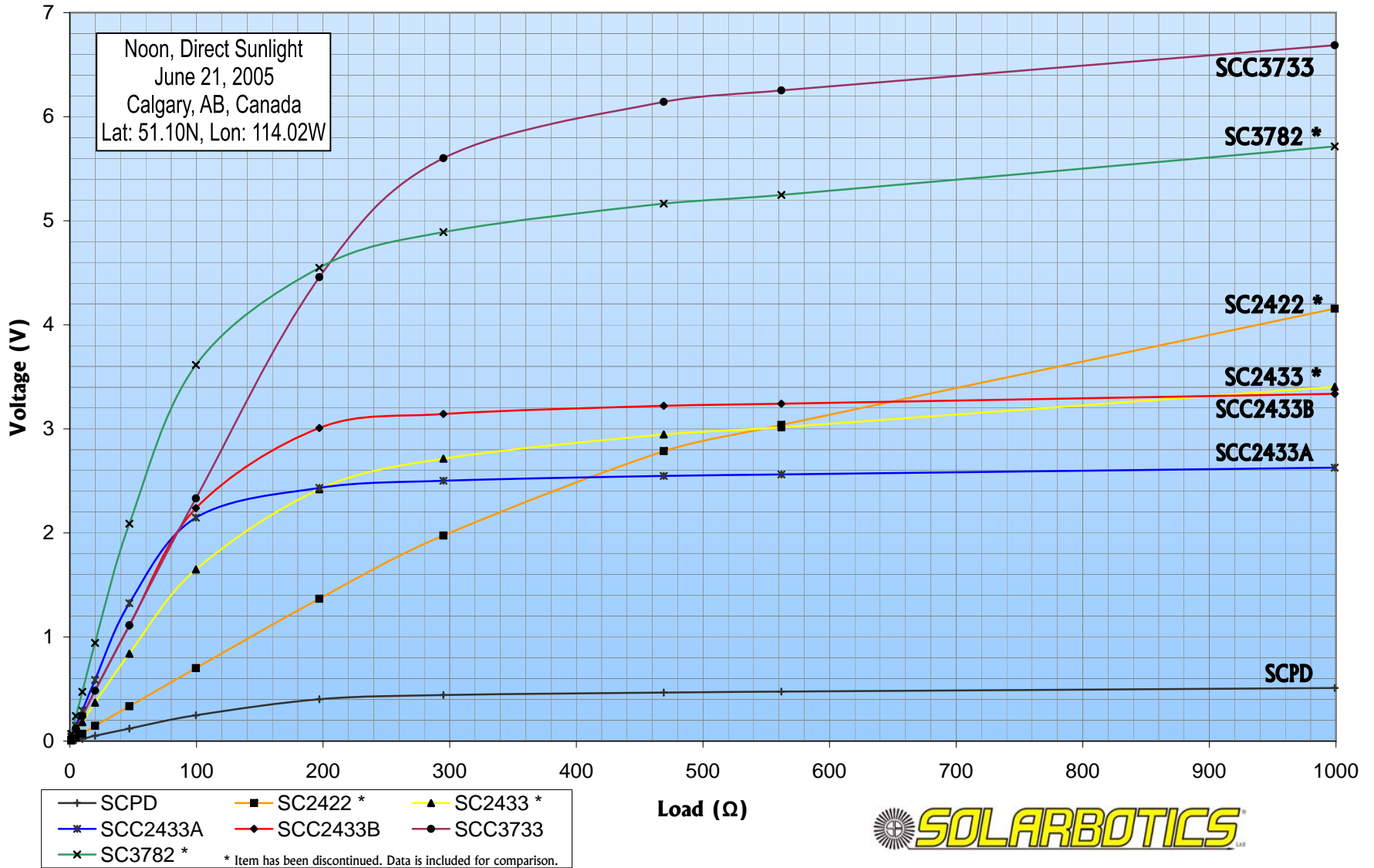


Solarcell Analysis - Power vs Load

Noon, Direct Sunlight
 June 21, 2005
 Calgary, AB, Canada
 Lat: 51.10N, Lon: 114.02W

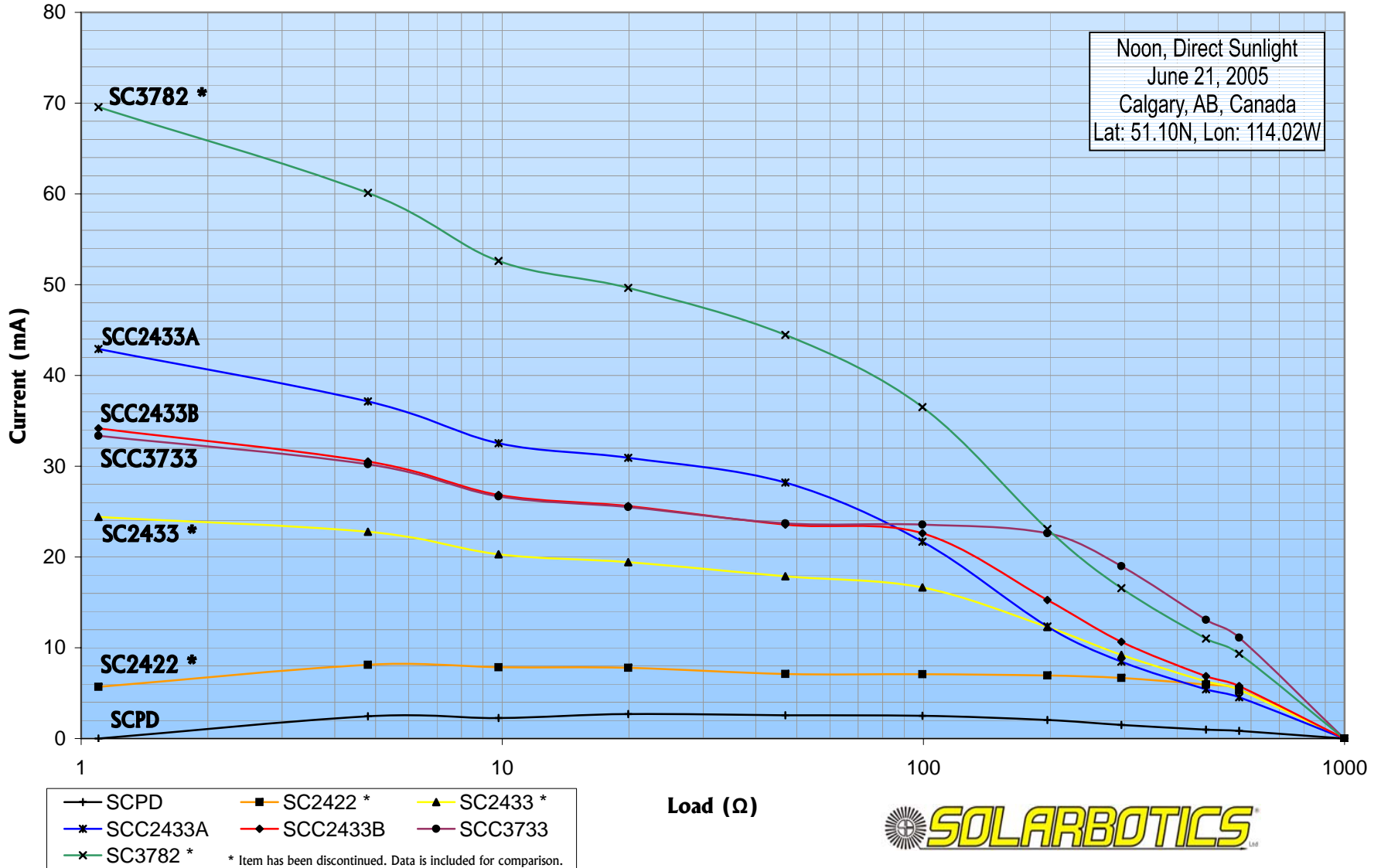


Solarcell Analysis - Voltage vs Load



Solarcell Analysis - Current vs Load

Noon, Direct Sunlight
 June 21, 2005
 Calgary, AB, Canada
 Lat: 51.10N, Lon: 114.02W





2005 Solar Cell Analysis Data

SCPD

Load (Ω)	Average V	Current (mA)	Power (mW)
999	0.510	0.00	0.000
562	0.476	0.85	0.402
469	0.466	0.99	0.460
295	0.442	1.49	0.660
197	0.402	2.04	0.820
99.5	0.248	2.51	0.622
47	0.120	2.56	0.308
19.9	0.051	2.69	0.136
9.8	0.020	2.26	0.045
4.8	0.009	2.44	0.022
1.1	0.000	0.00	0.000

SC2422 *

Load (Ω)	Average V	Current (mA)	Power (mW)
999	4.156	0.00	0.000
562	3.038	5.40	16.408
469	2.786	5.94	16.543
295	1.975	6.69	13.211
197	1.368	6.94	9.493
99.5	0.701	7.08	4.961
47	0.334	7.11	2.375
19.9	0.148	7.79	1.150
9.8	0.071	7.86	0.554
4.8	0.032	8.13	0.263
1.1	0.005	5.69	0.028

SC2433 *

Load (Ω)	Average V	Current (mA)	Power (mW)
999	3.404	0.00	0.000
562	3.016	5.36	16.168
469	2.947	6.28	18.513
295	2.714	9.20	24.963
197	2.420	12.29	29.735
99.5	1.649	16.66	27.472
47	0.840	17.87	14.998
19.9	0.369	19.44	7.175
9.8	0.182	20.30	3.695
4.8	0.090	22.78	2.058
1.1	0.024	24.41	0.586

SCC2433A

Load (Ω)	Average V	Current (mA)	Power (mW)
999	2.628	0.00	0.000
562	2.563	4.56	11.673
469	2.548	5.43	13.838
295	2.502	8.48	21.208
197	2.433	12.34	30.024
99.5	2.148	21.69	46.590
47	1.325	28.19	37.347
19.9	0.587	30.93	18.161
9.8	0.293	32.55	9.520
4.8	0.148	37.13	5.498
1.1	0.042	42.92	1.815

SCC2433B

Load (Ω)	Average V	Current (mA)	Power (mW)
999	3.337	0.00	0.000
562	3.243	5.76	18.691
469	3.222	6.87	22.127
295	3.144	10.66	33.498
197	3.008	15.27	45.926
99.5	2.239	22.61	50.620
47	1.108	23.58	26.124
19.9	0.486	25.61	12.453
9.8	0.242	26.85	6.484
4.8	0.122	30.51	3.722
1.1	0.034	34.17	1.162

SCC3733

Load (Ω)	Average V	Current (mA)	Power (mW)
999	6.687	0.00	0.000
562	6.253	11.12	69.542
469	6.142	13.09	80.399
295	5.601	18.98	106.335
197	4.458	22.62	100.847
99.5	2.333	23.56	54.967
47	1.114	23.72	26.424
19.9	0.484	25.50	12.348
9.8	0.240	26.67	6.396
4.8	0.121	30.21	3.642
1.1	0.033	33.36	1.106

SC3782 *

Load (Ω)	Average V	Current (mA)	Power (mW)
999	5.715	0.00	0.000
562	5.248	9.34	49.002
469	5.165	11.01	56.879
295	4.891	16.58	81.081
197	4.548	23.09	104.998
99.5	3.615	36.52	131.996
47	2.089	44.46	92.886
19.9	0.943	49.66	46.839
9.8	0.473	52.62	24.889
4.8	0.240	60.12	14.443
1.1	0.069	69.57	4.818

The data for voltage and current are an average of 12 measurements taken from two samples in two batches of three measurements per sample. In the case of the SCC2433A, 24 measurements were taken from four samples.

Noon, Direct Sunlight
 June 21, 2005
 Calgary, AB, Canada
 Lat: 51.10N, Lon: 114.02W

* Item has been discontinued. Data is included for comparison.