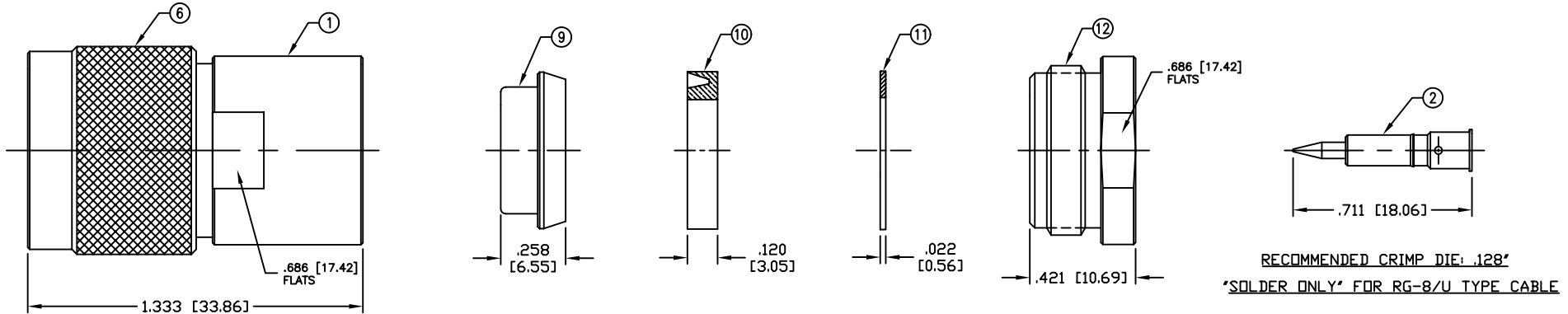


THIS DRAWING CONTAINS INFORMATION PROPRIETARY TO RF INDUSTRIES.
 ANY UNAUTHORIZED USE OF THIS DRAWING IS EXPRESSLY PROHIBITED
 WITHOUT WRITTEN PERMISSION FROM RF INDUSTRIES.
 ANY VIOLATION IS PUNISHABLE UNDER U.S. COPYRIGHT LAWS.

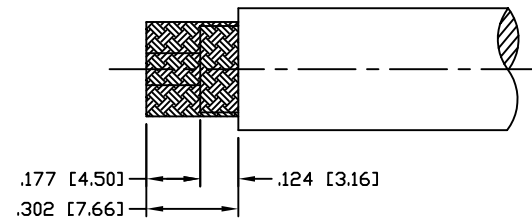
ALL DIMENSIONS ARE REFERENCE ONLY

PART NO.		RFN-1002-1SI		
REV	DESCRIPTION	DWN	DATE	APPROVED
E	CREATE SHELL AN BODY SECTION VIEW / CHG MISC DIMS	KMM	2/21/96	R. RICE
F	STANDARDIZE SHELL / CHG BODY & DIE DIMS & STRIP INST	CZS	7/28/99	R. RICE
G	CHANGE FORMAT, SPECS & DWG # 8002	GGG	3/1/02	JDMc
H	ADDED SOLDER ONLY NOTE & UPDATED SPECS	CZS	8/8/06	JDMc



SPECIFICATIONS:

IMPEDANCE: 50 Ohms
 FREQUENCY RANGE: 0-11 GHz
 VSWR: 1.3:1 @ 9 GHz
 INSERTION LOSS: .06 dB Max. $\times \sqrt{f\text{GHz}}$
 WORKING VOLTAGE: 1k V rms @ sea level
 TEMPERATURE RANGE: -65°C TO 85°C
 INSULATION RESISTANCE: 5k M Ohms min.
 FOR BELDEN 8214, 9913, 9913F, 9914, RG-8/U TRYPE,
 CAROL C1180, TIMES AA-5886 & LMR-400 CABLE



RECOMMENDED STRIPPING STRUCTIONS

1	BODY	1	BRASS	SILVER, 80μ"
2	PIN	1	BRASS	GOLD, 3μ"
3	DIELECTRIC	1	PTFE	---
4	GROUND RING	1	BRASS	SILVER, 80μ"
5	GASKET	1	RUBBER	---
6	RETAINING RING	1	SK-5	---
7	SHELL	1	BRASS	SILVER, 80μ"
8	PRESS FIT WASHER	1	BRASS	SILVER, 80μ"
9	CLAMP	1	BRASS	SILVER, 80μ"
10	GASKET	1	RUBBER	---
11	WASHER	1	BRASS	SILVER, 80μ"
12	BACK NUT	1	BRASS	SILVER, 80μ"
13				
14				
#	DESCRIPTION	QTY	MATRL	FINISH


000486	
DRAWN	8/8/06
C. ZUNIGA	
CHECKED	
ORJ DRAWN	3/20/92
C. JONES	
APPROVALS	DATE

UNLESS OTHERWISE SPECIFIED:
 1. REMOVE ALL BURRS
 2. BREAK ALL CORNERS & EDGES .005 R. MAX.
 3. CHAMFER 1ST & LAST THREADS 45°
 4. SURFACE ROUGHNESS 63 FINISH MIL-STD-10
 5. DIAMETERS ON COMMON CENTERS TO BE CONCENTRIC WITHIN .002 T.I.R.
 6. ALL DIMENSIONS ARE AFTER PLATING.

DIMENSIONS ARE IN INCHES AND [MILLIMETERS]
 UNLESS OTHERWISE NOTED TOLERANCES ARE:

DECIMALS	DIAMETER
.xxx±.003 [.08]	.xxx±.001 [.03]
.xx±.005 [.13]	.xx±.003 [.08]

7610 MIRAMAR RD
 SAN DIEGO, CA 92126
 (858) 549-6340
 (858) 549-6345 FAX



DIVISION OF RF INDUSTRIES, LTD.

N PLUG CLAMP

SIZE	CABLE GROUP	DWG NO.	REV
A	I	RFN-1002-1SI	H
SCALE: NTS		CAD FILE OUTLINE	SHEET 1 OF 1